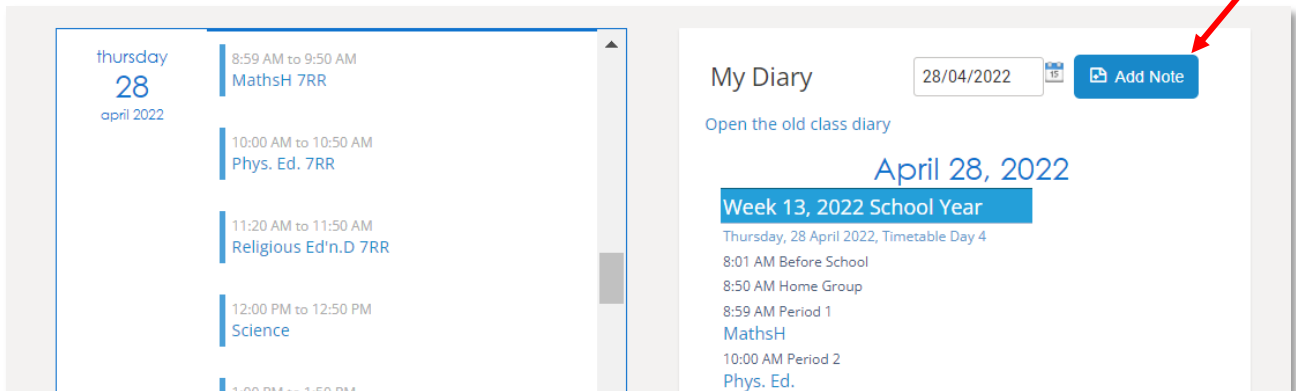
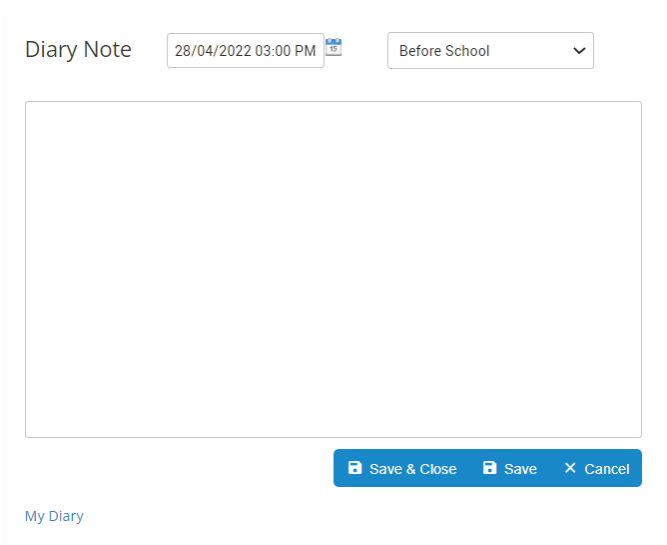


Home



The screenshot shows the 'Home' page of Daymap. On the left is a 'My Diary' section for Thursday, 28 April 2022, listing lessons: MathsH 7RR (8:59 AM to 9:50 AM), Phys. Ed. 7RR (10:00 AM to 10:50 AM), Religious Ed'n.D 7RR (11:20 AM to 11:50 AM), and Science (12:00 PM to 12:50 PM). On the right is a 'My Diary' section for the same date, showing the week (Week 13, 2022 School Year) and a list of activities: 8:01 AM Before School, 8:50 AM Home Group, 8:59 AM Period 1 MathsH, and 10:00 AM Period 2 Phys. Ed. A red arrow points to the 'Add Note' button in the top right corner of the right-hand diary section.

You can add notes to your Diary in Daymap and they will show on your Dayplan and in your Class Page (if linked to a class)

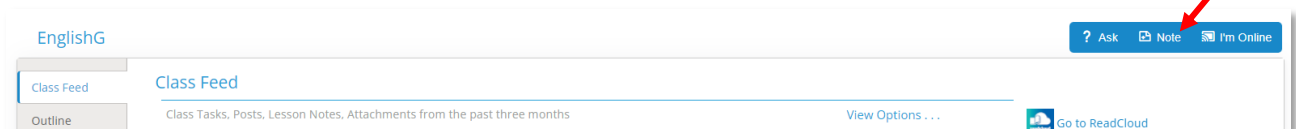


The screenshot shows the 'Add Note' form. At the top, it displays 'Diary Note' with a date and time of '28/04/2022 03:00 PM' and a dropdown menu set to 'Before School'. Below this is a large empty text area for writing the note. At the bottom, there are three buttons: 'Save & Close', 'Save', and 'Cancel'. The text 'My Diary' is visible at the bottom left of the form.

To add a new Diary Note, click **Add Note**. This will open a window where you can compose and save your notes; the related lesson is chosen using the drop-down box at the top.

Clicking **My Diary** will take you back to the Diary page.

You can also add a note directly from the Class Page.



The screenshot shows a class page for 'EnglishG'. At the top right, there are three buttons: 'Ask', 'Note', and 'I'm Online'. A red arrow points to the 'Note' button. Below the buttons is a 'Class Feed' section with a title 'Class Feed' and a description 'Class Tasks, Posts, Lesson Notes, Attachments from the past three months'. There are also 'View Options...' and 'Go to ReadCloud' links.