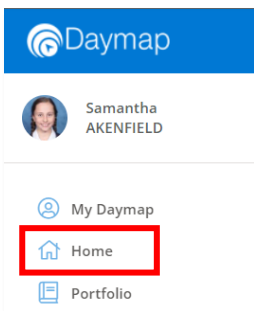
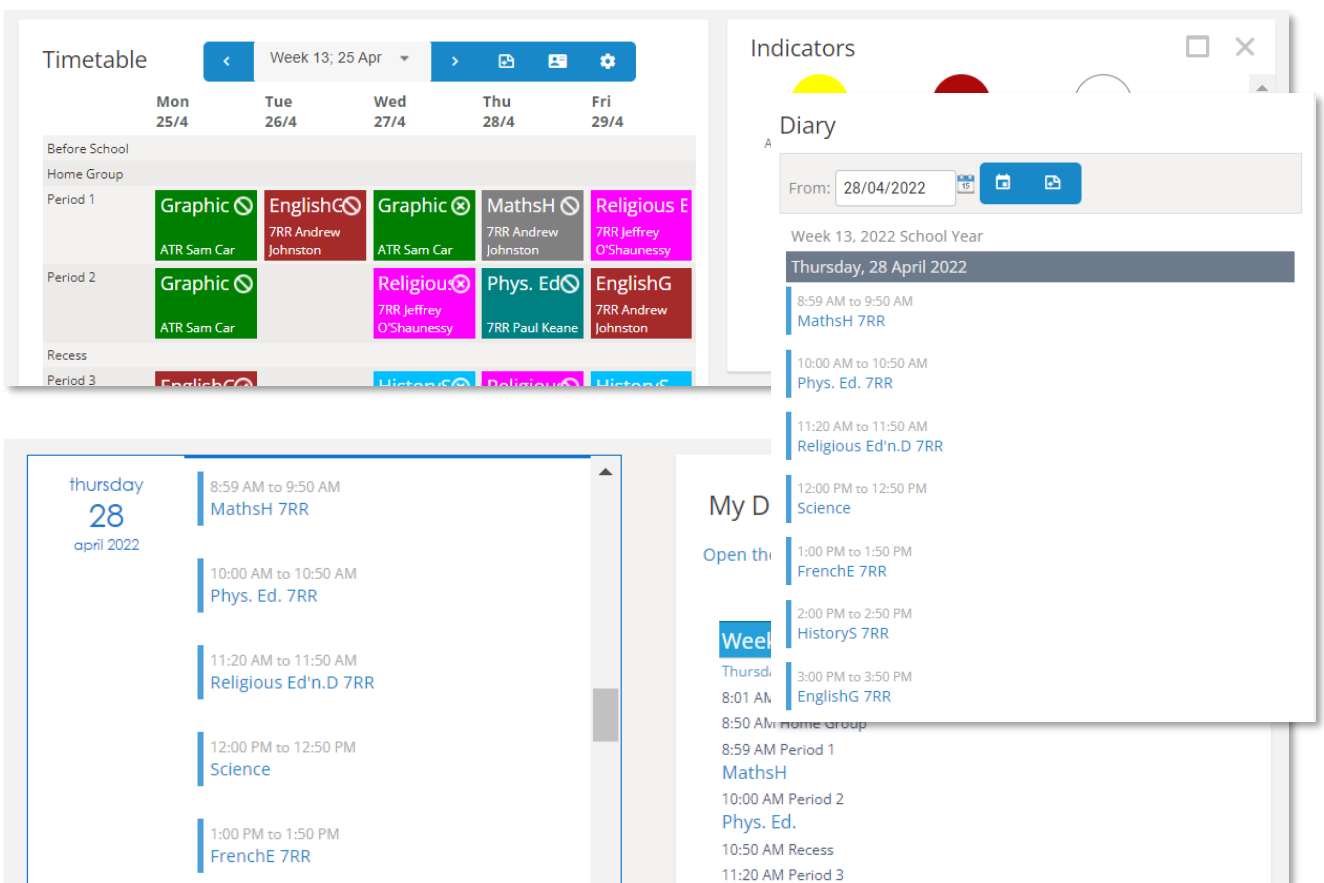


Day Plan

This is where you view your timetable; select **Home** from the Navigator.



You can select between 3 different views: Timetable, Feed View and Class Diary:



Choosing Your View

[Name] > My Details

From the My Details page you can set your default home page and can also select whether you want to use the Daymap theme or the school theme (colour scheme). If this option is not available, it means that your school has not configured a school theme.

Daymap

< 1/2 > Daymap video tour

Samantha AKENFIELD

My Details

Code: AKER02 DayMap ID: 47

First Name: Samantha

Surname: AKENFIELD

Email:

Mobile Phone:

* If you do not have a mobile phone you can also enter a landline number (include the area code) and SMS messages will be sent as voice messages

Current Profile Image:

Theme: Daymap

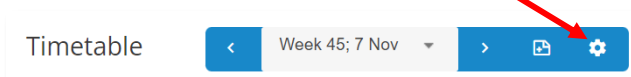
Home Page: Timetable

Apply Close Change Password

Click **Apply** after making any changes.

Customising the Timetable View

If you set the Timetable View as your home page, there are additional options you can choose to configure. While looking at your timetable, click the settings icon.



From here you can set colours for each class and choose which items to display to the right of your timetable.

The image shows two overlapping panels. The left panel, titled "Timetable View Options", has a sub-section "Class Colours" with a list of classes and their corresponding color swatches: 8 MATHS A 8MTHA (dark red), English 2020 Eng 2020 (green), GeographyY GGY 6R (blue), and MathsH MTH 7R (green). The right panel, titled "View Options", lists various items with dropdown menus: Bulletins (Closed), Daymap Points (Hidden), Homework (Open), Indicators (Open), Messages (Open), My Diary Notes (Closed), Newsletters (Closed), and Tasks (Open). A red arrow points to the "Save" button at the bottom of the "View Options" panel.

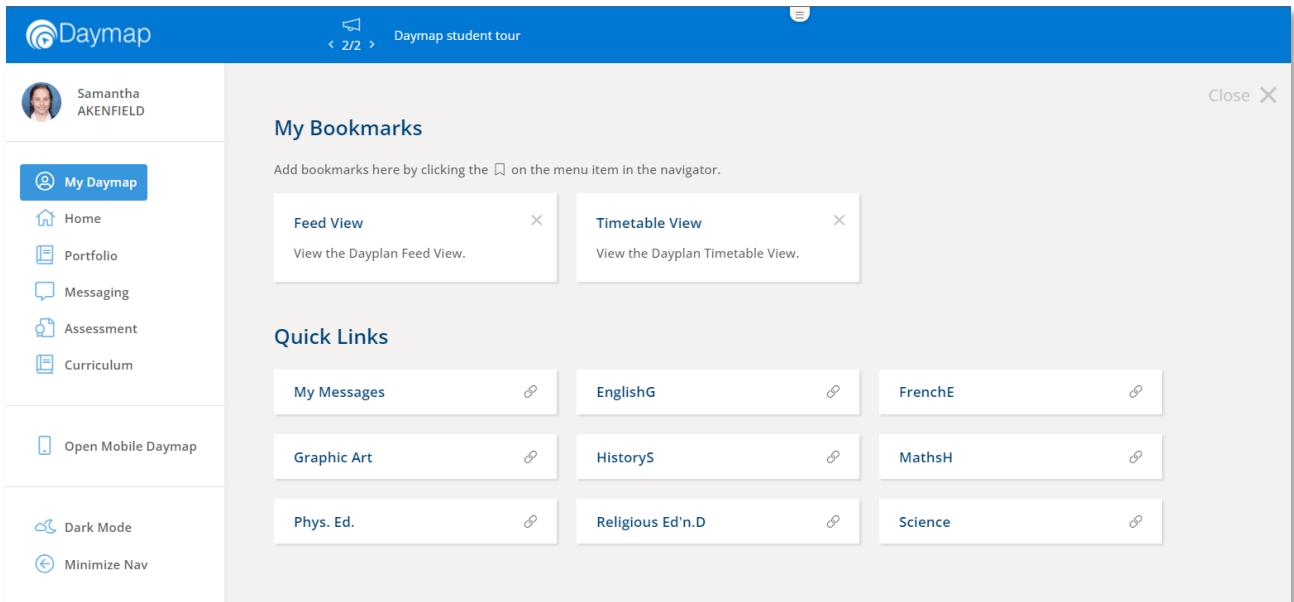
Items that are **Closed** will only appear as a heading on the Timetable, **Open** means that you will see a preview of the content on your home page and **Hidden** means the item will not be displayed on your home page.

The image shows two widget previews. The top one is titled "Indicators" and is set to "Open". It displays two circular indicators: a yellow circle with "90" and "Attendance Rate %" below it, and a red circle with "A" and "Current GPA" below it. The bottom one is titled "Bulletins" and is set to "Closed". It shows a heading and a menu icon.

Click **Save** after making changes.

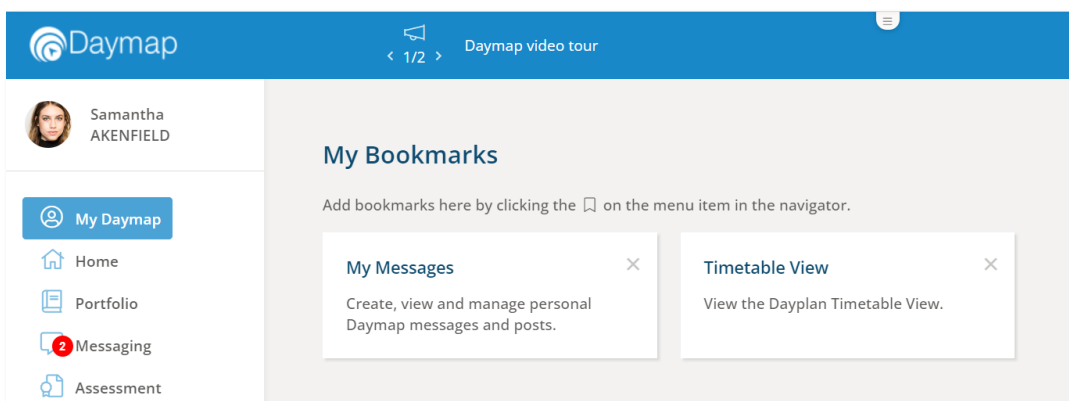
Navigator

No matter where you are in Daymap, the navigator will be available on the left-hand side. Click **My Daymap** for quick access to your Portfolio and class pages.

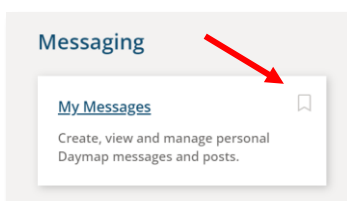


Bookmarking Pages

You can bookmark your favourite pages. This adds the page to the **My Daymap** tab on the navigator.



To bookmark a page, locate it on the navigator and click on the bookmark icon in the top right corner.



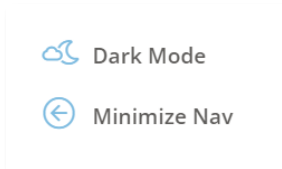
If you no longer want a page to appear on **My Daymap**, simply click on the **X** in the top corner to remove it.

Light or Dark Mode

Choose whether to have Daymap in light or dark mode by clicking **Dark Mode** on the bottom left of the navigator. This will switch to **Light Mode** when clicked.

Maximize or Minimize Nav

In this same location, you can choose to have the navigator maximized to see the names of the navigation items or minimized to only see the icons.



Portfolio

My Daymap > My Portfolio

Access the Portfolio to see your attendance, homework, upcoming tasks and results.

The screenshot shows the 'My Portfolio' page in Daymap. On the left is a sidebar with navigation options: Home, This Week, Attendance, Assessment, Instrumental Music, Reports, Attachments, Records, and My Details. The main content area is split into two columns. The left column, titled 'Recent Activity', shows a list of activities grouped by week. The right column, titled 'My Messages', shows a list of messages with a 'Messaging' button at the top right.

Section	Item	Date
Recent Activity	Week 6 2022 School Year starting Monday, 7 March 2022	
	Achievement Record	8/03/2022
	Week 2 2022 School Year starting Monday, 7 February 2022	
Recent Activity	Attendance	Administrator 8/02/2022
	Admin test - from Feb to May	
Recent Activity	Week 19 Semester 2 2021 starting Monday, 15 November 2021	
	Evacuation Attendance	15/11/2021
Recent Activity	Not Marked	
My Messages	hello	Sun 10:45 AM
	Andrew Johnston (AJ)	2 messages in this conversation, this is the latest
	Practice Essay	Fri 4:06 PM
	Andrew Johnston (AJ)	
My Messages	Chapters 13-15 Discussion	Tue Apr 12
	Class EnglishG	
My Messages	DAYMAP	Fri Mar 4
	Class News	